

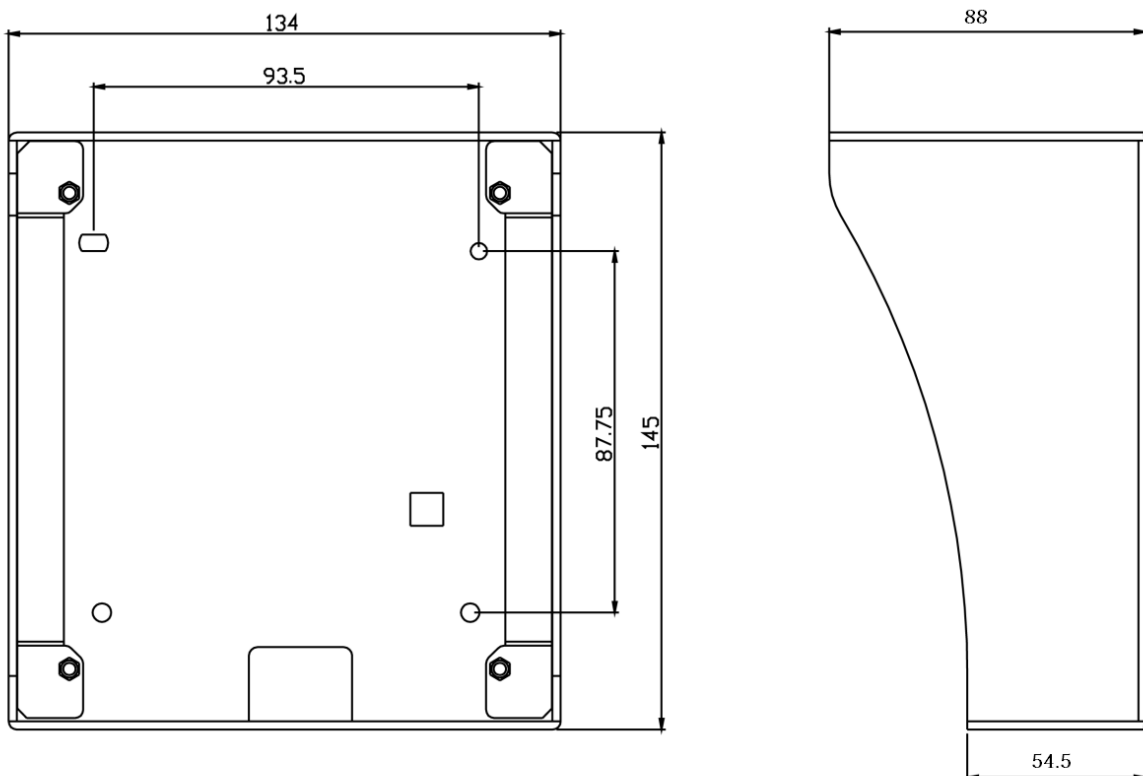
## Surface Mounted Box for VTO2000A/VTO2000A-2



### Features

- Material: Metal
- Size: 145mm\*134mm\*88mm
- Weight: 1 Kg
- Surface mounted box

### Dimensions



## Installation Step

- Step 1. Install metal bracket into the groove on wall. At spot 1 fasten screw (ST3×18 Cross recessed countersunk head tail tapping screws --- galvanizing white), and fix metal bracket on wall. See Figure 1
- Step 2. Align the device on metal bracket according to screw hole. At spot 2 fasten screw (M3×8 Cross recessed countersunk head tail machine screws --- galvanizing white), and fix device on metal bracket. See Figure 2

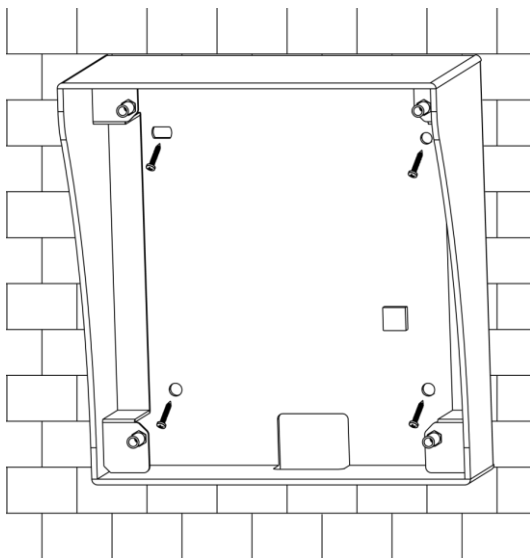


Figure 1

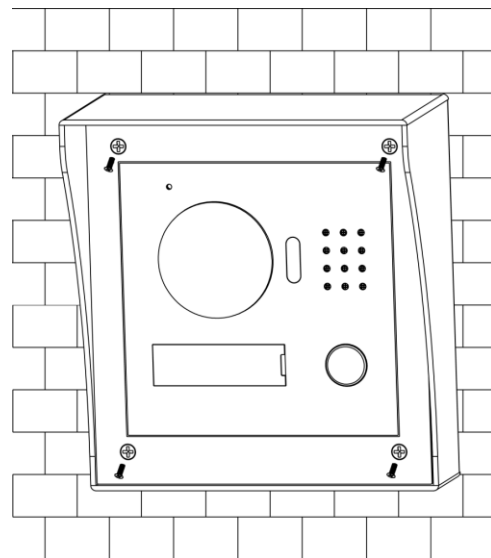


Figure 2

### **Dahua Technology Co., Ltd.**

1199BinAn Road, Binjiang District, Hangzhou, China

Tel: +86-571-87688883

Fax: +86-571-87688815

Email: [overseas@dahuatech.com](mailto:overseas@dahuatech.com)

[www.dahuatech.com](http://www.dahuatech.com)

\*Design and specifications are subject to change without notice.